



Eurasia Rail Market Updates

Week 30, 2024



Jul 22nd, 2024 | DB Schenker China Railway Team



Topics

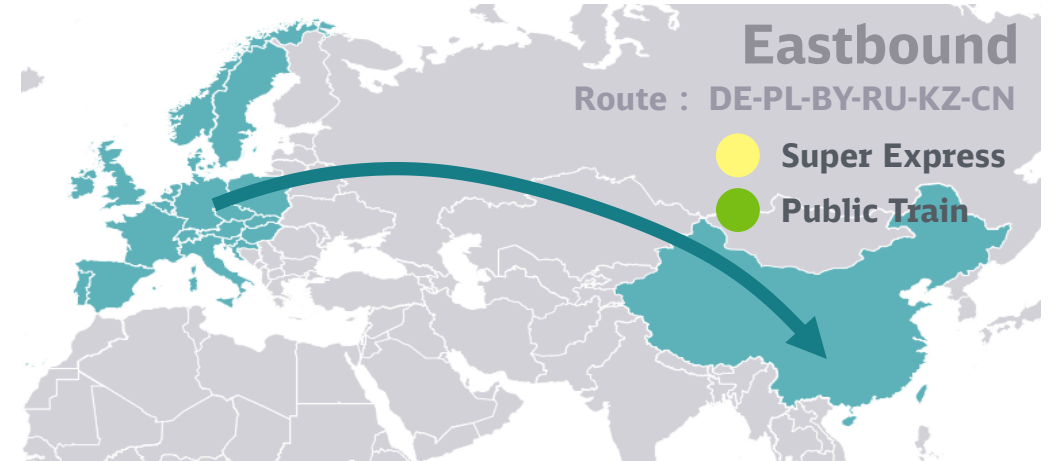
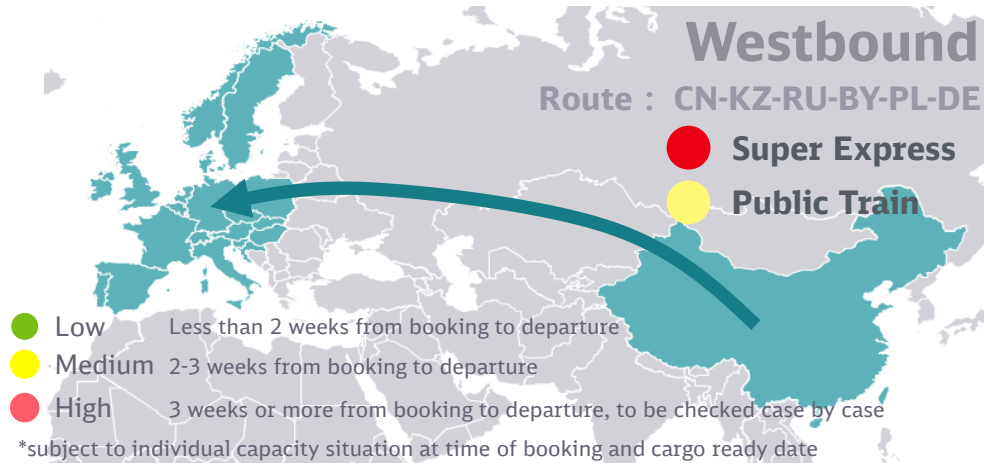
- Rail Capacity
- Lead-time Performance
- Train Frequency
- The Performance of “Super Express Train”
- WB Train Delay due to CN/KZ border congestion



Rail Capacity

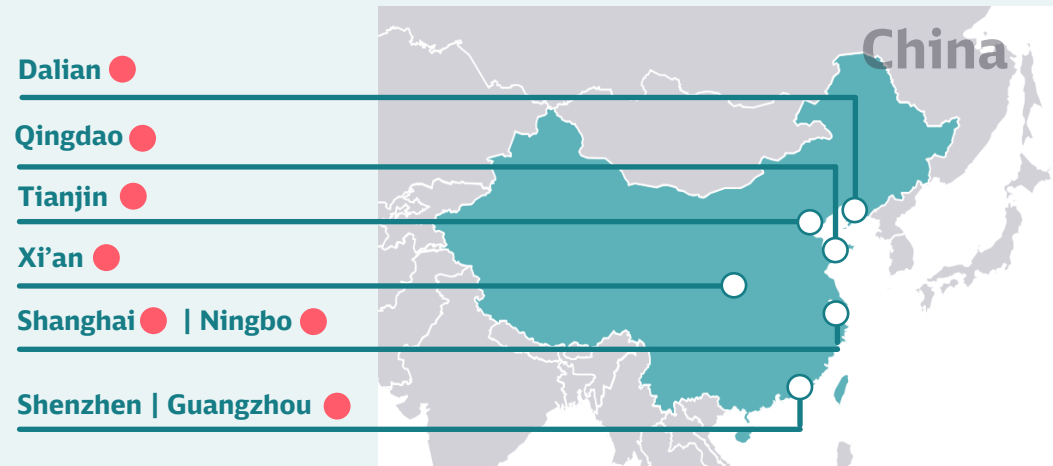
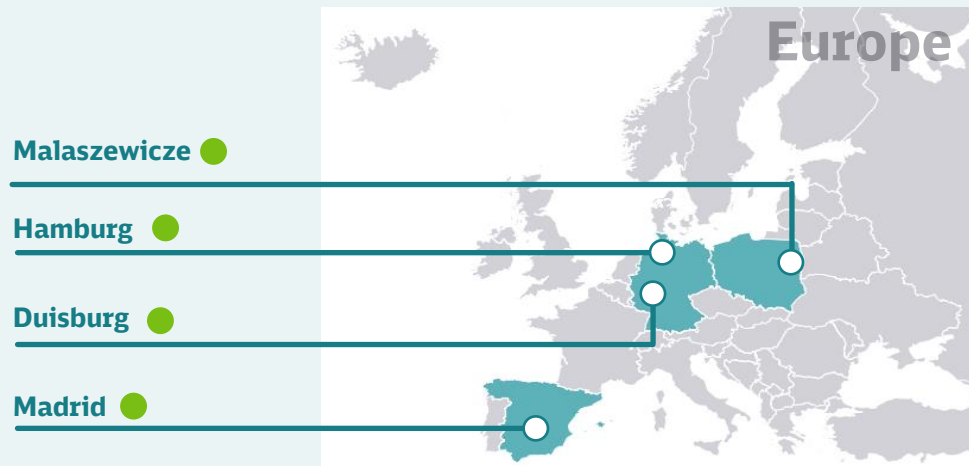
Capacity Availability

The space capacity for Super express is kept tight.



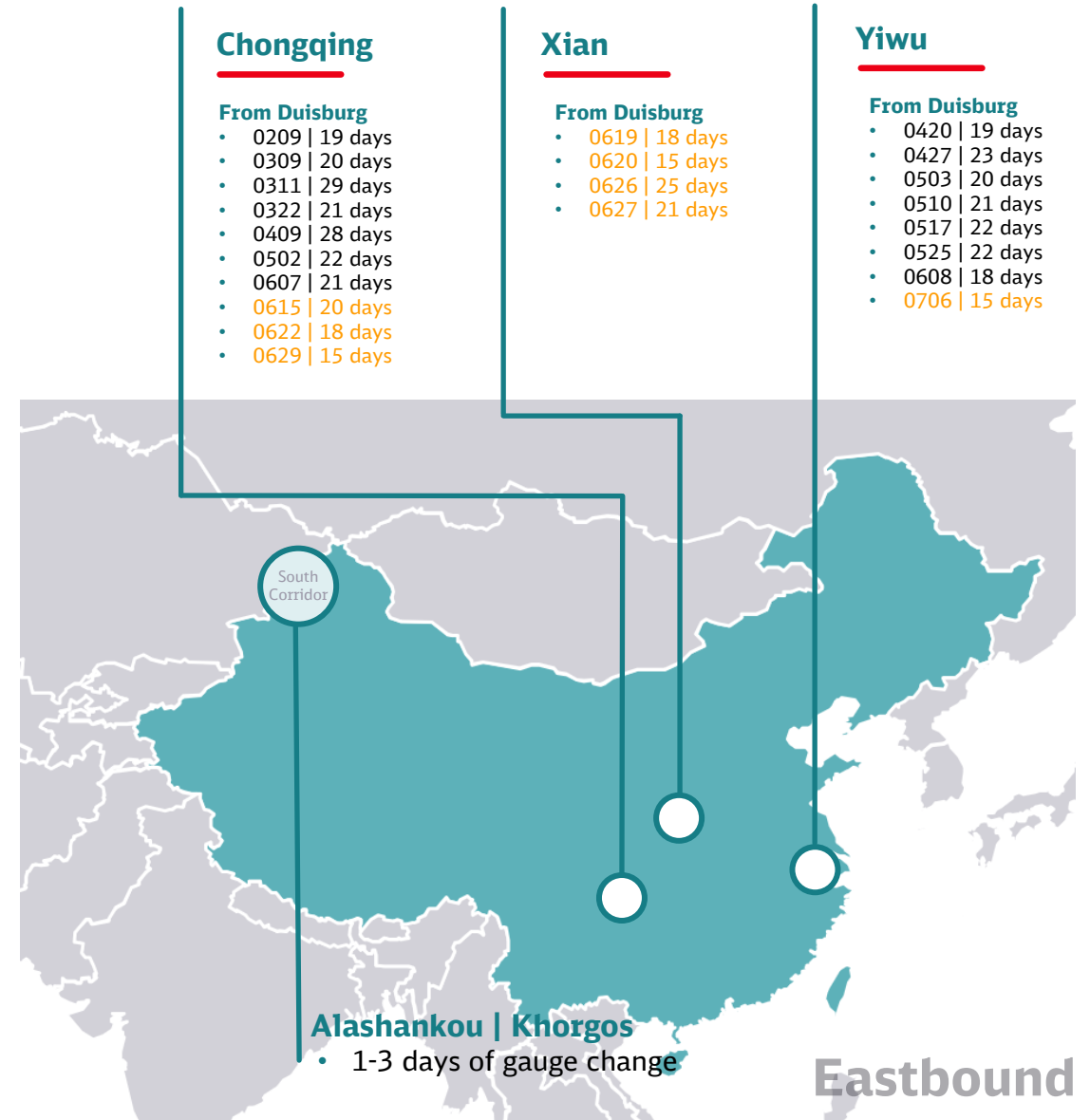
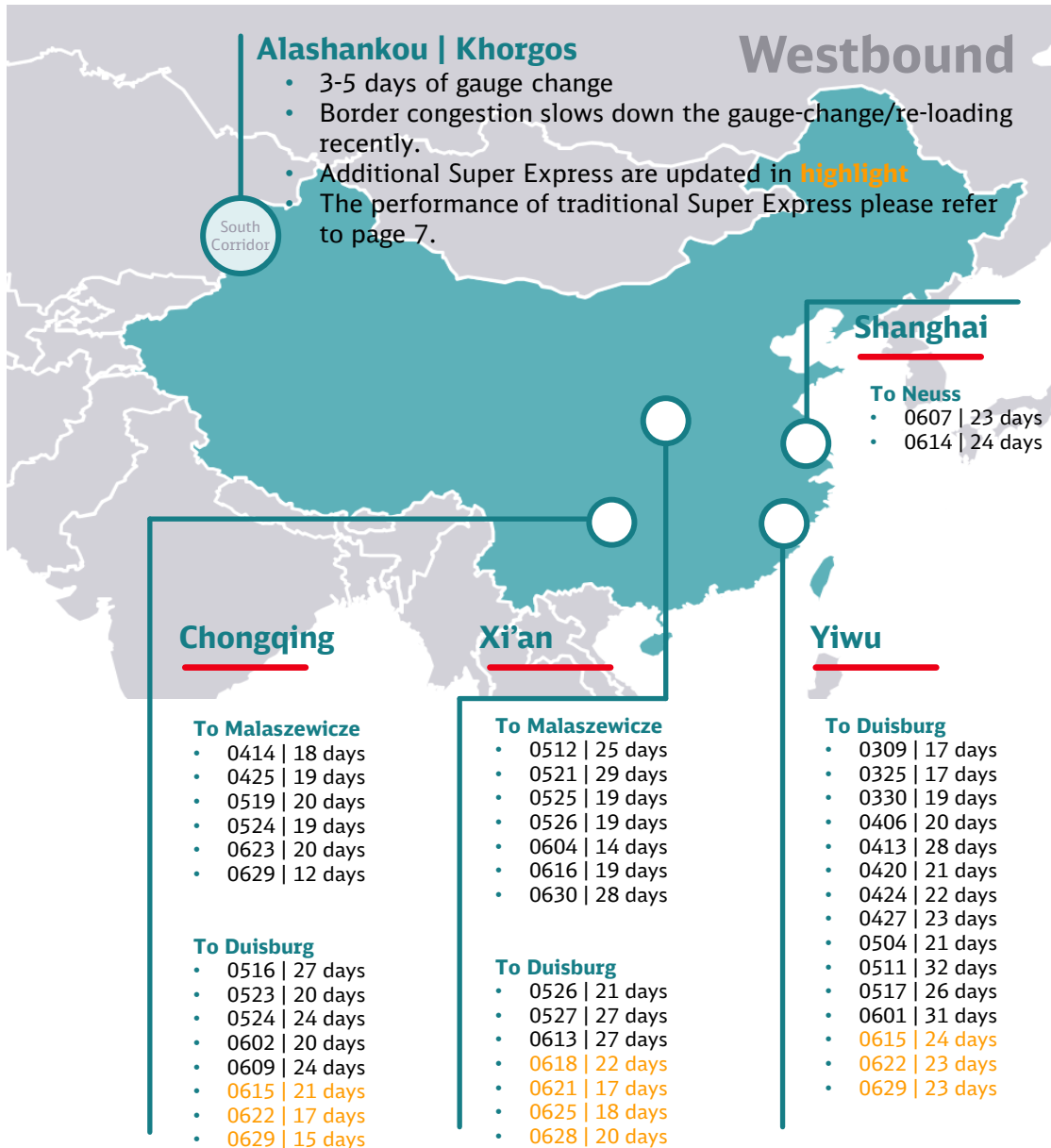
Equipment Availability

New normal of equipment shortage due to imbalance WB and EB rail volumes.



Availability Risk ● Low ● Medium ● High

Lead-time Performance of Eurasia Trains



Train Frequency - Westbound



OT	DT	REMARK	WEEK 30							WEEK 31							WEEK 32							WEEK 33						
			7/22 Mon	7/23 Tue	7/24 Wed	7/25 Thu	7/26 Fri	7/27 Sat	7/28 Sun	7/29 Mon	7/30 Tue	7/31 Wed	8/1 Thu	8/2 Fri	8/3 Sat	8/4 Sun	8/5 Mon	8/6 Tue	8/7 Wed	8/8 Thu	8/9 Fri	8/10 Sat	8/11 Sun	8/12 Mon	8/13 Tue	8/14 Wed	8/15 Thu	8/16 Fri	8/17 Sat	8/18 Sun
Xian	Duisburg Hamburg	Super Express		●	●		●	●			●	●		●	●			●	●		●	●			●	●				
Chengdu	Lodz	Super Express						●						●						●							●			
Chongqing	Duisburg Hamburg	Super Express																		●							●			
Yiwu	Duisburg Hamburg	Super Express																		●							●			
Shanghai	Malaszewicze Neuss	Fast Train												●						●							●			
Xian	Duisburg Hamburg Malaszewicze	Public Train		●		●	●		●			●	●		●			●	●		●			●	●	●		●		
Chongqing	Duisburg Hamburg	Public Train				●		●	●			●	●	●				●	●	●	●			●	●	●	●	●		
Chongqing	Malaszewicze	Public Train					●	●				●	●					●	●					●	●	●	●			
Yiwu	Duisburg Hamburg Malaszewicze	Public Train	●					●		●			●		●					●		●				●	●			

- The schedule of New-added Super Express is marked in "●".

OCFS	DCFS	REMARK	WEEK 30							WEEK 31							WEEK 32							WEEK 33						
			7/22 Mon	7/23 Tue	7/24 Wed	7/25 Thu	7/26 Fri	7/27 Sat	7/28 Sun	7/29 Mon	7/30 Tue	7/31 Wed	8/1 Thu	8/2 Fri	8/3 Sat	8/4 Sun	8/5 Mon	8/6 Tue	8/7 Wed	8/8 Thu	8/9 Fri	8/10 Sat	8/11 Sun	8/12 Mon	8/13 Tue	8/14 Wed	8/15 Thu	8/16 Fri	8/17 Sat	8/18 Sun
Shanghai(CN)	Mlochow(PL)	LCL Service						●						●						●								●		
Shenzhen(CN)	Mlochow(PL)	LCL Service						●						●						●								●		
Shanghai(CN)	Hagen(DE)	LCL Service			●			●			●		●				●		●					●		●		●		
Shanghai(CN)	Stockholm(SE)	LCL Service					●					●						●							●		●			
Shanghai(CN)	Rostock(DE)	LCL Service			●						●						●							●		●		●		
Shanghai(CN)	Bacelona(ES)	LCL Service			●						●						●							●		●		●		

- The frequency is only for reference. It could be adjusted based on actual volumes, especially in holiday season.

- Public Trains are possible to have other discharge destinations which not in list, please check with Schenker OP case by case.

The Performance of “ Xi’an Super Express Train”

-For departure Wed/Sat



WB EXPRESS

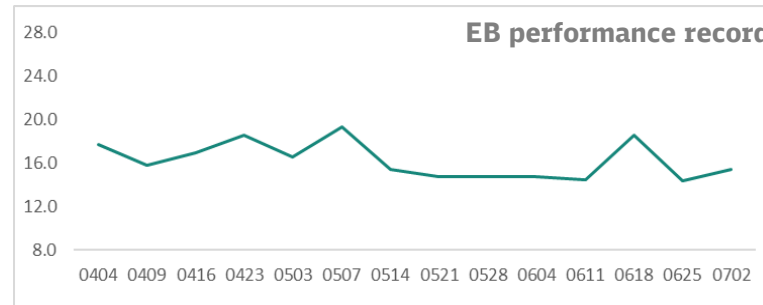
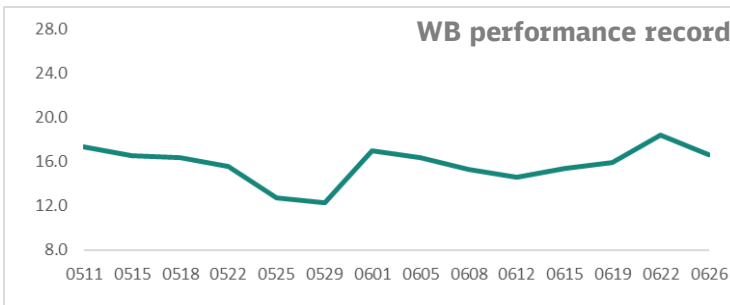
To Duisburg

0511 | 17.3 days
 0515 | 16.5 days
 0518 | 16.3 days
 0522 | 15.5 days
 0525 | 12.7 days
 0529 | 12.3 days
 0601 | 17.0 days
 0605 | 16.4 days
 0608 | 15.3 days
 0612 | 14.5 days
 0615 | 15.4 days
 0619 | 16.0 days
 0622 | 18.4 days
 0626 | 16.6 days

EB EXPRESS

From Duisburg

0404 | 17.7 days
 0409 | 15.8 days
 0416 | 16.9 days
 0423 | 18.6 days
 0503 | 16.6 days
 0507 | 19.3 days
 0514 | 15.4 days
 0521 | 14.8 days
 0528 | 14.8 days
 0604 | 14.8 days
 0611 | 14.4 days
 0618 | 18.6 days
 0625 | 14.4 days
 0702 | 15.4 days



Frequency

Weekly departure
 2 + 2(additional) X WB train
 1 + 2(additional) X EB train



Lead-time

WB < 18 days
 EB < 16 days

WB Train Delay due to CN/KZ border congestion

Increasing Demands

- Red Sea Crisis

Red Sea situation continues and ocean market is more challenging. Some of the ocean orders transferred to rail.

- Peak Season

Traditional peak season of China export is coming.



Freight Imbalance

- Imbalanced wagon/equipment supply

Severe freight imbalance resulted in wagon and equipment shortage for WB, which further increase the border congestion

- Such situation will not be improved in short term and we expect overall WB performance will be further impacted

Delay Alert

- Super Express is still competitive, unique operation mode resulted in much less impact – we saw lead-time of border crossing is increased by 2-3 days
- The public trains are heavily impacted, lead-time of border crossing is nowadays at 3-7 days, sometimes even longer.

Westbound Leadtime

Super Express . . . 16 ~ 19 days
Public train . . . 30 ~ 35 days

Eastbound Leadtime

Super Express . . . 14 - 17 days
Public train . . . 20 ~ 25 days